

# TRAFFIC LIGHT AND MOUNTING KIT

DoorKing Part Number

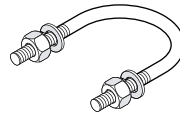
**1603-210**

This kit is designed for the 1600 model barrier gate operators. Recommended for the 1603 auto spike system. The traffic signal is synchronized with the gate operator's up/down cycle. The red light stays on and only changes to green when the operator's arm is fully raised.

## Kit Includes:

- Plastic Traffic Light Assembly (Factory wired)
- 2" Threaded Support Post
- Support Post Bracket
- Bracket Cover.

## Hardware:



U-Bolt Clamp with lockwashers and nuts (2 sets)



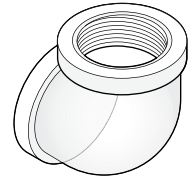
3/4" Conduit Nipple and Conduit Nut



2" Conduit Nut (3)



5/8" Cover Bracket bolt and lockwasher (2 sets)

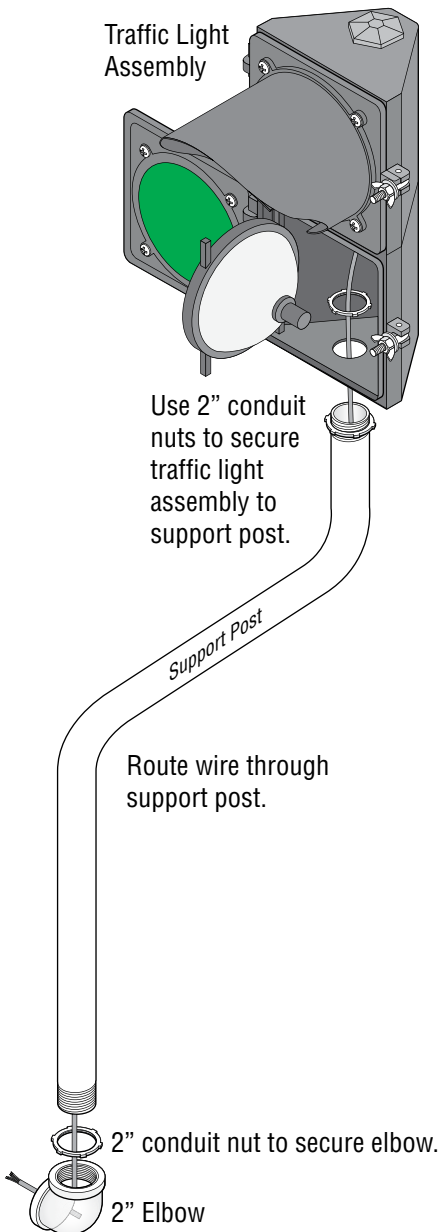


2" Threaded Elbow

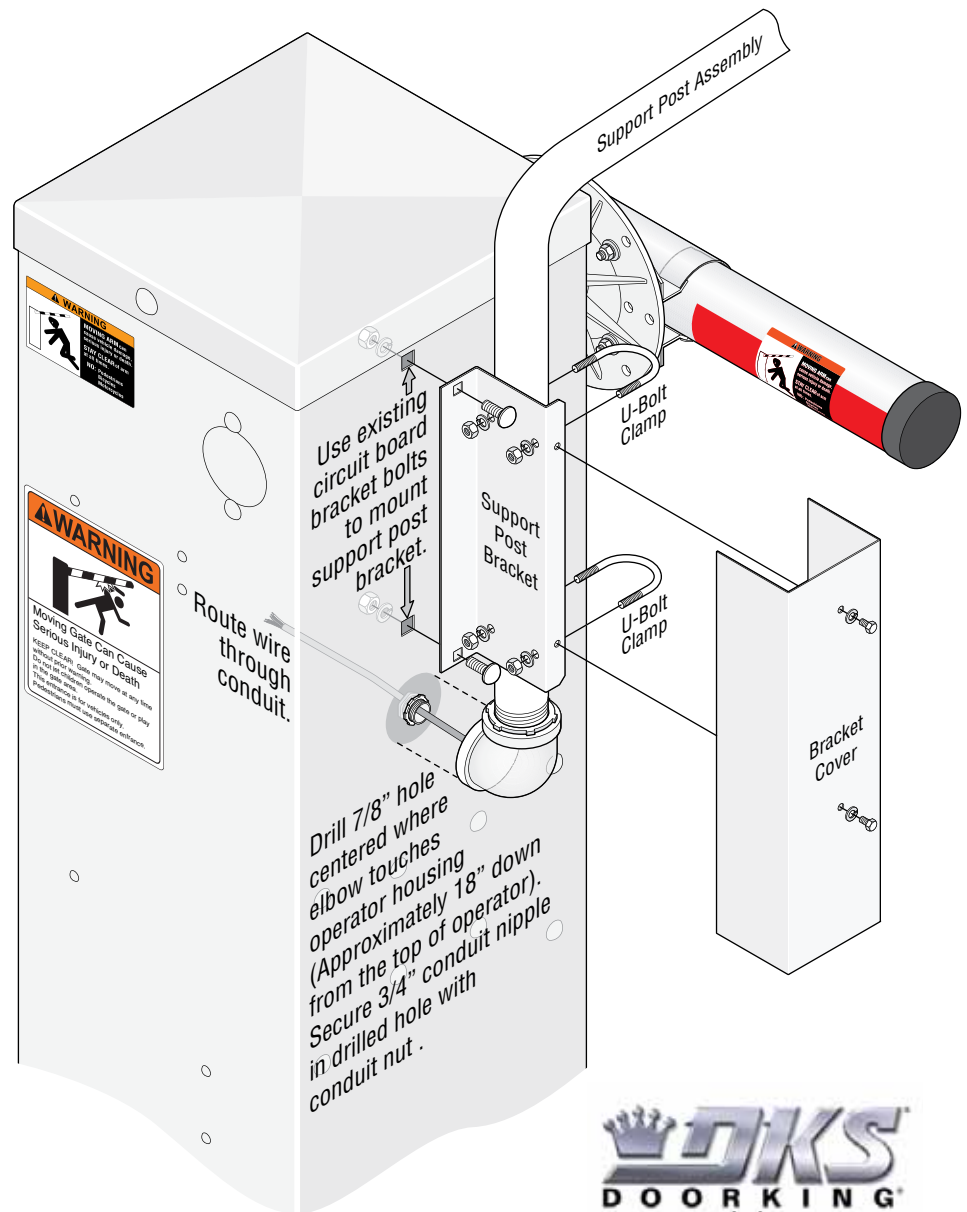
## Installation

- Shut off AC power to operator.
- Turn off DC power switch on certain models.

### 1 Assemble Support Post



### 2 Mount Support Post Assembly to Operator



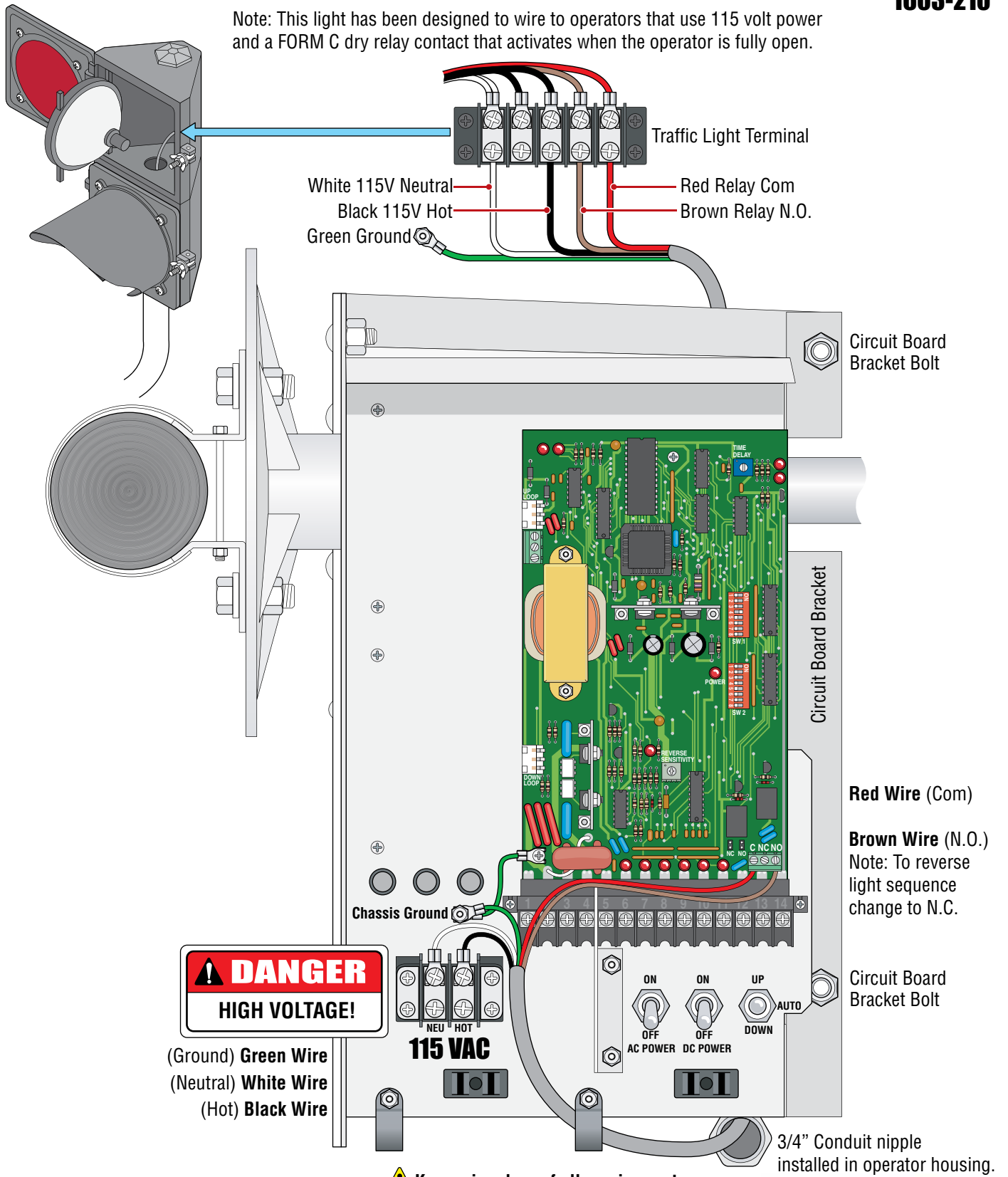
120 S. Glasgow Avenue  
Inglewood, California 90301 U.S.A.

### 3 Wire Traffic Light to Operator

DoorKing Part Number

**1603-210**

Note: This light has been designed to wire to operators that use 115 volt power and a FORM C dry relay contact that activates when the operator is fully open.



**⚠ Keep wire clear of all moving parts.**

See installation on previous page

**DOOR KING**  
120 S. Glasgow Avenue  
Inglewood, California 90301 U.S.A.